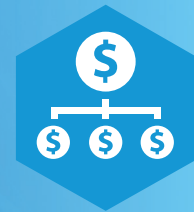


Jedox Models: Cost Center

Kick-start your cost center planning



What is your company costing you?

Cost center planning is an important process for controlling expenses across the enterprise. It provides a detailed look at how much the companies, divisions, departments and teams in an organization cost in terms of personnel, materials, accrued depreciation, etc.

Planning the numerous cost centers across an organization is often a complex, drawn-out process. Jedox Cost Center provides the kick-start you need to streamline and simplify it every step of the way. It orchestrates the vast work involved – from drafting and submitting realistic numbers, to coordinating and documenting various budget rounds, and consolidating the final budget data. Managers can then use this data to identify variances to actual costs and launch timely counteractions throughout the year.

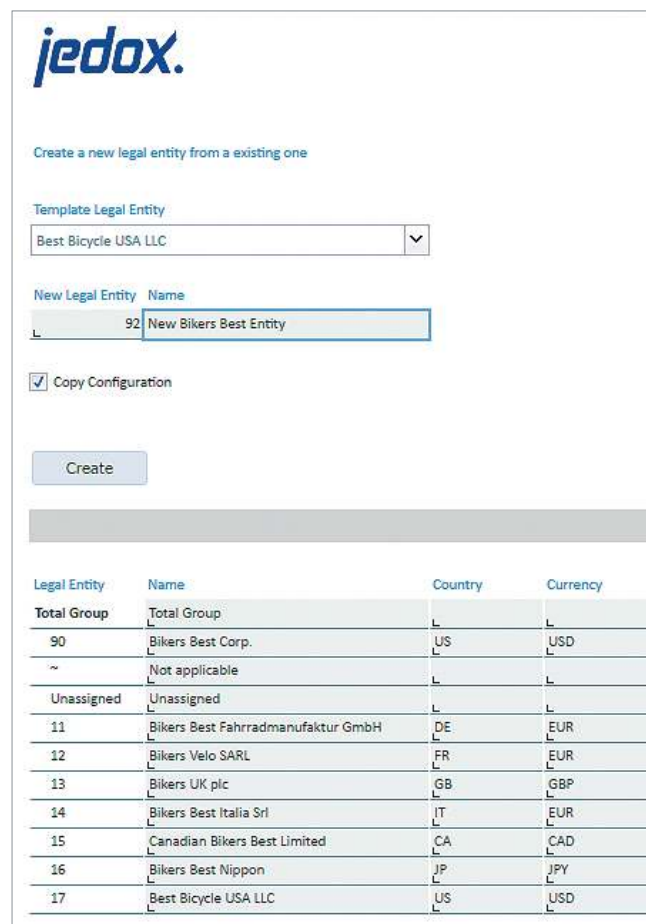
The smart way to plan costs

Jedox Cost Center takes your cost center planning to a whole new level. All planners enter their budget numbers through an intuitive Web screen. Behind the scenes, the numbers are automatically aggregated in a central multidimensional database. Powerful workflow components show the current approval status at any time and eliminate time-consuming status questions once and for all.

Jedox Cost Center ensures consistent processes across all departments through:

- ▶ Standardized Web screens for data entry
- ▶ Preconfigured reports for actuals, budget, forecast and mid-term planning
- ▶ Clear approval processes and granular workflow

The model comes with sample cost center and cost type structures that you can adapt to your company's needs with just a few clicks. No programming skills are necessary. Built-in best practices ensure a fast start to your project. You can use Jedox Cost Center in the cloud or deploy it on premises.



Legal Entity	Name	Country	Currency
Total Group	Total Group	L	L
90	Bikers Best Corp.	US	USD
~	Not applicable	L	L
Unassigned	Unassigned	L	L
11	Bikers Best Fahrradmanufaktur GmbH	DE	EUR
12	Bikers Velo SARL	FR	EUR
13	Bikers UK plc	GB	GBP
14	Bikers Best Italia Srl	IT	EUR
15	Canadian Bikers Best Limited	CA	CAD
16	Bikers Best Nippon	JP	JPY
17	Best Bicycle USA LLC	US	USD

Figure 1: Adapt Jedox Cost Center to your organization
With Jedox, you can organize cost center by company or functional area depending on which view you prefer.

Scope of delivery: Jedox Cost Center

Reports	<ul style="list-style-type: none">» Actuals (cumulated and monthly views)» Budget (annual or monthly values)» Forecast (annual or monthly values)» Mid-term planning» Time series» Data entry templates» Administrator report (workflow)
Business	<ul style="list-style-type: none">» Actuals displayed in the forecast» KPI calculations (depending on the version)» Past year's values displayed for budget-actual comparisons» Currency conversions: configurable for multiple base and target currencies» Integration of detailed budgets (e.g. sales planning); optional» Semi-additive KPIs
Database	<ul style="list-style-type: none">» OLAP database with cost center cube (dimensions: version, month, company, cost center, currency, cost type)» Time dimension: cumulated view, rest (year to go), deviating fiscal year (up to four special periods)
Processes	<ul style="list-style-type: none">» Approval workflow with history, time stamp and summary for administrators» ETL interface to current exchange rates (ECB)» Batch processing from the OLAP database
Sample data	<ul style="list-style-type: none">» Cost center hierarchies» Functional area hierarchy» Cost type hierarchies

Connect all planners



Jedox Cost Center simplifies the entire planning process. Planners enter their data in a Web screen and can view relevant information for their roles at any time. Jedox

Cost Center has a familiar Excel-like interface that is backed by a powerful database.

This ensures consistent numbers, strong acceptance and optimal collaboration among Finance, HR, Administration, Marketing, Logistics and other teams.

Stay flexible



Each company has its own way of defining cost center and functional areas. This is why Jedox Cost Center has no rigid hierarchies. You can flexibly modify the pre-configured database structure to your company's needs. With Jedox, you can organize cost center by company or functional area depending on which view you prefer. Thanks to the central Jedox OLAP database, users can see the current status, analyze budget/actual comparisons or report KPIs – on any level of aggregation at any time. Standard monthly reports get you started quickly. Thanks to the scalable software, you can also incorporate not only cost centers but also revenues in your planning.

Track the entire process



Jedox Cost Center offers powerful workflow tools to support collaboration among all planners and show the current status at any time. Thanks to the intelligent permissions management, you can release the data entry screen and assign relevant actions to individual cost center managers. They submit their data to their supervisors for review and revisions or approval. The workflow logs all revision cycles including time stamps and comments for maximum transparency.

Integrate relevant data



Jedox Cost Center works with intelligent ETL tools to easily access the data in your ERP, accounting, CRM, data warehouse and other systems. By comparing actuals to budget or forecast data, you can quickly identify variances and take timely actions. Integrate detailed budgets (e.g. personnel costs) into your cost center planning to keep all important information in a single system environment. This eliminates redundancies and fosters consistent, overall view.

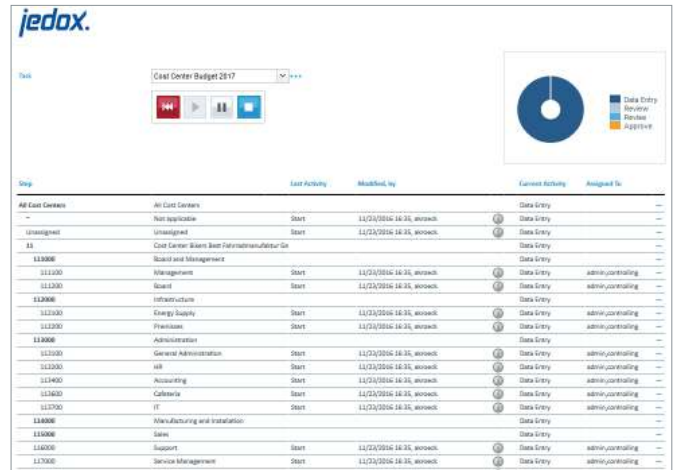


Figure 2: Powerful workflow feature

Support collaboration among all planners with Jedox Cost Center

Why wait? Get started now.

Jedox Cost Center is the simple, low-risk way to kick-start your project.

Best of all, you can simplify your cost center planning with Jedox with no additional costs:

1

You don't already use Jedox? Start your free Jedox test phase (cloud or download).

2

Open Jedox Web and load the Jedox Model "Cost Center" to your installation under "Jedox Marketplace" – at no cost or further obligation.

3

Configure the model to your business needs. Visit [Jedox Knowledge Base](#) for detailed instructions and tips.

Jedox Models: Profit & Loss

Kick-start your P&L planning



Less data processing, more data insights

Profit and loss is more than just a cornerstone of annual reports. When updated continually, it also provides essential insights for monitoring and managing business performance throughout the year. If that sounds like a far-off dream, think again. Jedox provides the kick-start you need to professionalize your P&L planning. You'll profit from more data insights and less data processing. Best of all, you see results – fast.

The fast path to success

Forget error-prone spreadsheets and time-consuming reporting processes. Jedox Profit & Loss shows your current financial situation at any time and provides a solid foundation for decision-making and corrective actions. This prebuilt model combines the familiar Excel environment with powerful Business Intelligence and CPM technology.

BI installations that start from scratch cost time and money. Jedox Profit & Loss ensures fast project results at a low risk.

It combines vast project and industry experience into prebuilt content, including:

- ▶ Preconfigured standard reports
- ▶ Smart business logic (e.g. currency conversions)
- ▶ Structured in-memory database with write-back capabilities

Stay flexible

The business world never stands still. Adapt the application flexibly to your company's changing requirements. No programming skills are required.

Jedox Profit & Loss supports companies of all industries and sizes. The software is simple to deploy and use – in the cloud or on premises. Its offers rich functionality for analyzing actuals and budget data for mid-term planning, budgeting and forecasting. The preconfigured model automatically calculates KPIs and generates P&L or profit appropriation statements.

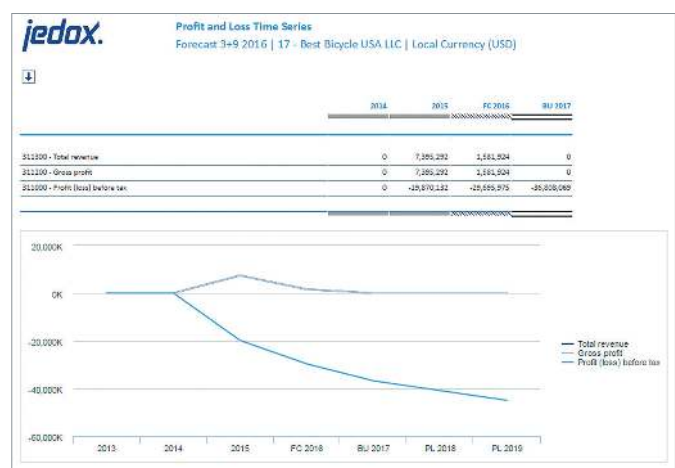


Figure 1: Kick-start your P&L

Jedox Profit & Loss shows your current financial situation at any time and provides a solid foundation for decision-making.

Scope of delivery: Jedox Profit & Loss

Reports

- » Actuals (cumulated and monthly views)
- » Budget (annual or monthly values)
- » Forecast (annual or monthly values)
- » Mid-term planning
- » Time series

Business logic

- » Actuals displayed in the forecast
- » KPI calculations (depending on the version)
- » Past year's values displayed for budget-actual comparisons
- » Currency conversions: configurable for multiple base and target currencies
- » Integration of detailed budgets (e.g. sales planning); optional
- » Semi-additive KPIs
- » Integration with Jedox Cost Center; optional

Database

- » OLAP database with P&L cube (dimensions: version, month, company, currency, P&L chart of accounts)
- » Time dimension: cumulated view, rest (year to go), deviating fiscal year (up to four special periods)

Processes

- » ETL interface to current exchange rates (ECB)
- » Batch processing from the OLAP database
- » Optional adapters to further Jedox Models

Sample data

- » IFRS chart of accounts
- » German GAAP chart of accounts (HGB; cost of sales and total sales methods)
- » Company structures (company, local currency)

Rich insights in one interface



Harmonize current P&L statements with previous versions as the basis for P&L planning. Identify the effects of business strategies at an early stage and launch counteractions in a timely manner.

Publish data input screens to streamline the collection of budget data. To further simplify budgeting and forecasting, you can also deploy this model using your last mid-term plan, budget or forecast.

Jedox Suite enhances reporting with informative data visualizations. You can even break down and analyze numbers down to individual postings using powerful drill-through functions.

Integrated planning, step by step



Jedox Profit & Loss is a complete model that you can deploy standalone. As your needs change, you can flexibly add other Jedox Models for cost center, sales planning, etc. Use these building blocks to quickly deploy an integrated planning application where the data from individual detailed budgets automatically flows into the P&L statements.

Preconfigured, customizable P&L models



Jedox Profit & Loss comes with vast, preconfigured content including reports, business logic and databases that you customize to your specific business requirements. That saves time and produces fast results. Integrate detailed budgets or configure charts of accounts, business structures, KPIs, currency conversions and multilanguage support without touching the underlying business logic. You can even align the entire application, including colors, fonts and logos, to your corporate design. You'll profit from a fast-to-implement P&L solution with none of the confinements of packaged software.

Reliable numbers



Jedox Profit & Loss guarantees current data based on a single source of truth. The powerful, underlying in-memory database makes it possible. Jedox Integrator brings together all important data you're your financial accounting, Salesforce, SAP or other ERP systems, both on premises and in the cloud. To import the data into your P&L statement, you can use various connectors or connect additional sources using JDBC standards, flat files and SOAP web services. Since Jedox uses a familiar Excel interface, you can use existing spreadsheet skills to implement new planning requirements quickly and easily.

	FY	Q1	FY 2016	Q1	2016
Interest revenue calculated using effective interest method	20,000	33,894	20,294	36,224	+31.6%
Total revenue (net of)	407,420	0	456,317	456,317	+12.0%
Total revenue	407,420	0	456,317	456,317	+12.0%
Cost of sales	0	0	0	0	
Gross profit	407,420	0	456,317	456,317	+12.0%
Other income	0	0	0	0	
Production costs	3,389,050	3,363,246	2,737,884	2,717,863	+18.0%
Administrative expenses	516,499	507,758	600,736	593,736	+16.4%
Other expense	0	0	0	0	
Other gains (losses)	0	0	0	0	
Profit (loss) from operating activities	-1,228,505	-2,118,514	-1,051,973	-1,051,973	+43.7%
Gain (loss) arising from differences between amortized cost and fair value of E	0	0	0	0	
Curative gain (loss) previously recognized in other comprehensive income arising from	0	0	0	0	
Holding gains (losses) for hedge of group of firms with offsetting risk positions	0	0	0	0	
Differences between carrying amounts of dividends receivable and carrying amounts of receiv	0	0	0	0	
Gain (loss) on net monetary position	0	0	0	0	
Net gain (loss) arising from designation of financial assets measured at amortized cost	0	0	0	0	
Finance income	0	0	0	0	
Finance costs	0	0	0	0	
Impairment gain (or reversal of impairment loss) (impairment loss) determined in accoun	0	0	0	0	
Share of profit (loss) of associates and jointly controlled entities using equity method	0	0	0	0	
Other income (expense) from associates, jointly controlled entities and associates	33,999	23,041	28,281	28,281	+16.6%
Profit (loss) before tax	-1,228,506	-2,095,972	-1,023,692	-1,023,692	+43.8%
Tax income (expense)	200,000	104,000	200,000	200,000	+10.4%
Profit (loss) from continuing operations	-1,028,506	-1,991,972	-823,692	-823,692	+43.8%

Figure 2: Automatically calculate KPIs and generate P&L
Harmonize current P&L statements with previous versions as the basis for P&L planning.

Why wait? Get started now.

Jedox Profit & Loss is the simple, low-risk way to kick-start your project.
Best of all, you can simplify your P&L planning with Jedox with no additional costs:

1

You don't already use Jedox?
Start your free Jedox test phase (cloud or download).

2

Open Jedox Web and load the Jedox Model "Profit & Loss" in your installation under "Jedox Marketplace" – at no cost or further obligation.

3

Configure the model to your business needs (please visit [Jedox Knowledge Base](#) for detailed instructions and tips) and kick-start your P&L planning with Jedox.

Jedox Models – Planning made simple

Jedox Models are prebuilt components for building integrated planning, analysis and reporting processes. Instead of designing individual planning modules by scratch and trying to link them together, you simply customize them to your business requirements. This reduces risks and saves time in implementing planning solutions.

Jedox Models combine decades of hands-on project experience and best practices with state-of-the-art technology. Business users can easily configure Jedox using intuitive planning templates and workflows.

Benefits for your business



+ Simplify planning:

Preconfigured reports, workflows and business rules save valuable time throughout the planning process.

+ Reduce project risk with reliable models:

Jedox models utilize trusted industry methods for planning P&L, Cost Center, Sales, and Human Resources. This helps ensure your planning project is a success.

+ Self-service solution:

Use your existing Excel skills and the intuitive Jedox Web interface to flexibly adjust the planning application on your own. No programming, external consultants, or IT specialists are necessary.

+ Well-founded decisions and optimized performance management:

Make informed business decisions and drive business performance with a better understanding of risks and opportunities.

+ Be flexible:

Adapt the planning model to your company and its changing requirements.

+ More accurate planning through better collaboration:

Jedox Models help you work more effectively with planners in Sales, HR and Logistics. You profit from more accurate results.

+ Avoid beginner's mistakes and set your sights on scalability:

Avoid time-consuming loops. Jedox Models use tried-and-tested modelling techniques to ensure fast results. You can add and integrate further modules to easily grow your planning application.

+ Fast project implementation:

Why build reports or planning models from scratch? Kick-start your project with Jedox Models.

About Jedox:

Jedox simplifies planning, analysis, and reporting with one unified cloud-based software suite. Jedox empowers decision-makers and business users across all departments to work smarter, streamline business collaboration, and make insight-based decisions with confidence.

Over 1,900 organizations use Jedox in 127 countries for real-time planning on the web, in the cloud, and on any device. Independent analysts Gartner, Howard Dresner and BARC recognize Jedox for its leading enterprise planning solutions. [Learn more: www.jedox.com](http://www.jedox.com)